

MRE-CT1233

Current Transmitter | 2000 / 5 A

Power supply

Operating voltage range < 720 V

Measuring circuit

Power consumption at 5 A 0.36 VA/m (2.5 mm² wire)
 Measurement current range $\leq 1 \times I_N$
 Max. current $60 \times I_N, 1 \text{ s (max. 100 kA)}$
 Rated base frequency 50 ... 60 Hz

Insulation

Rated test voltage measuring / measuring circuit 3 kV rms / 1 min, $U_m < 720 \text{ V}$

General data

Ambient temperature storage -25 ... 70 °C
 Ambient temperature operation -5 ... 50 °C
 Module width fig. 2
 Weight 340 g
 Protection degree IP20

Product references

Types	Product reference	2000
Class 0.2s, power 10 VA	MRE-CT1233-.../5A/10-0.2S	✓
Class 0.5, power 10 VA	MRE-CT1233-.../5A/10-0.2S	✓

"..." list primary current to complete product references.

Other transmission ratio on request. Please contact support@comatreleco.com.




fig. 1. Wiring diagram

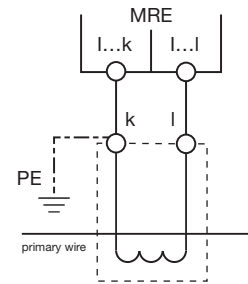
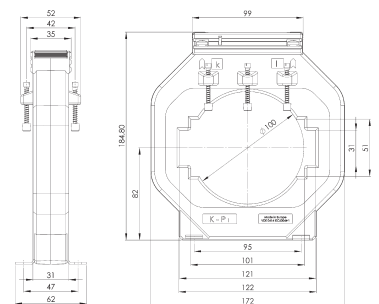


fig. 2. Dimensions (mm)



Standards and approvals

Standards IEC/EN 61869

Approvals

	Description	MRE-44S	MRM11	MRM11R	MRM32	MRM32R	MRU11	MRU32	MV53	SSU34	SSU31	SSU33L	MRI11	MRI32	TSR19	ESU-D2R	CT515R	CT524R
Monitoring	One phase voltage monitoring		●	●			●		●									
	Three phase voltage monitoring				●	●		●		●		●						
	Four channel voltage measuring	●																
	DC Voltage monitoring		●	●	●	●	●	●			●							●
	One phase current monitoring		●	●									●					
	Three phase current monitoring				●	●								●				
	Four channel current measuring	●																
	DC current monitoring		●	●	●	●							●	●				●
	Phase failure				●	●		●		●	●	●						
	Phase sequence monitoring	●			●	●		●		●	●	●						
	Phase angle monitoring / measuring*	●			●	●		●		●		●						
	Differential voltage monitoring / measuring*	●									●	●						
	Neutral failure monitoring	●									●	●						
	Frequency monitoring / measuring*	●	●	●	●	●	●	●		●		●	●	●				
	Apparent power monitoring / measuring*	●	●	●	●	●												
	Active power monitoring / measuring*	●	●	●	●	●												
	Power factor monitoring / measuring*	●	●	●	●	●												
	Active energy measuring	●																
	THDI / THDU measuring	●																
	PTC monitoring														●			
Earth failure monitoring																●		
Functions	Threshold exceeded "over" fig. 3.	●	●	●	●	●	●	●	●	●		●	●	●	●		●	●
	Threshold undershot "under" fig. 4.	●	●	●	●	●	●	●	●	●	●	●	●	●	●	●	●	●
	Window function "inside" fig. 2.	●	●	●	●	●	●	●					●	●			●	●
	Window function "outside" fig.1.	●	●	●	●	●	●	●					●	●			●	●
	Alarm on-delay	●	●	●	●	●	●	●	●	●		●	●	●		●	●	●
	Alarm off-delay	●	●	●	●	●	●	●	●				●	●				
	Error storage function	●	●	●	●	●	●	●					●	●	●			
	Threshold selectable	●	●	●	●	●	●	●	●	●			●	●	●	●	●	●
	Threshold fixed										●	●			●			
	Power supply	Supply isolated from measuring circuit	●	●	●	●	●	●	●					●	●	●	●	
Supply from measure circuit									●	●	●	●					●	●
Mounting	DIN rail mounting	●	●	●	●	●	●	●	●	●			●	●		●		
	Housing according IEC/EN 43880 (electrical distribution mounting)	●	●	●	●	●	●	●	●					●	●			
	Plug-in (socket mounting)											●	●		●		●	●

*Measuring: MRE-44S only

