

CMS-10R-DAC**4 analogue / digital inputs | 2 inputs 4 ... 20 mA | 4 relay outputs | 12 ... 48 V DC****Power supply**

Nominal voltage	12 ... 48 V DC
Operating voltage range	8.4 ... 60 V DC
Maximum power consumption DC	13 W
Typical power consumption DC	5 W

Inputs

Number of analogue current inputs	2
Number of analogue / digital voltage inputs	4
Nominal voltage digital inputs	12 ... 48 V DC
Logic high level digital inputs	> 9.5 V DC
Nominal range analogue inputs	0 ... 10 V (I1 - I4) / 4 ... 20 mA (I5 - I6)
Resolution of analogue inputs	12 Bit
Sampling rate	10 Hz

Outputs

Number of relay outputs	4
Contact type	CO
Contact material	⚡ AgNi
Rated voltage	250 V AC
Maximum switching voltage	400 V AC
Rated current	10 A
Minimum contact load relay outputs	10 mA, 12 V
Inrush current	80 A, 20 ms
Rated load AC-1	3 kVA
Electrical endurance at rated load AC-1	> 30 000

Communication

eSIM	Included
Communication standards	E-GSM (2G), E-UTRA (3G), LTE (4G)
Frequency bands Z1	E-GSM: B2, B3, B5, B8 E-UTRA: B1, B2, B4, B5, B6, B8, B19 LTE-FDD: B1, B2, B3, B4, B5, B7, B8, B12, B13, B18, B19, B20, B25, B26, B28 LTE-TDD: B38, B39, B40, B41
Coverage Z1	Worldwide
Frequency bands Z2	E-GSM: B3, B8 E-UTRA: B1, B8 LTE-FDD: B1, B3, B7, B8, B20, B28A
Coverage Z2	Europe, Middle East, Africa, South Korea, Thailand
Antenna connector	SMA female
Antenna impedance	50 Ω
Antenna return loss	> 10 dB

Insulation

Insulation type	Reinforced
Insulation rating between all ports	2 kV / 1 min
Pollution degree	2
Overvoltage category	II

General data

Ambient temperature storage (no ice)	-40 ... 85 °C
Ambient temperature operation	-25 ... 70 °C
Conductor cross section	2.5 mm ² (Stand) / 4 mm ² (Wire)
Nominal screw torque	0.5 Nm
Weight	260 g
Protection degree	IP20
Housing material	PA / PC

Product reference

Description	Type	12-48
CMS-10R-DAC Zone Z2	CMS-10R-DAC/DC...V-Z2	✓
KIT Zone Z2 (included: CMS-ANT-MAG2/2.5M, HDR-15-24)	CMS-10R-DAC/DC...V-Z2-KIT1	✓
CMS-10R-DAC Zone Z1	CMS-10R-DAC/DC...V-Z1	✓
KIT Zone Z1 (included: CMS-ANT-MAG2/2.5M, HDR-15-24)	CMS-10R-DAC/DC...V-Z1-KIT1	✓

"..." list control circuit voltage to complete product references.

Accessories

Additional accessories

See chapter 5.2




fig. 1. Wiring diagram

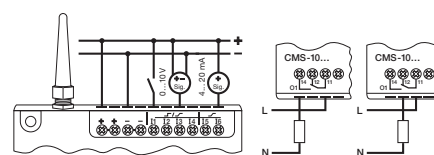
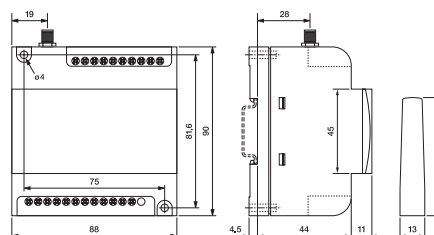


fig. 2. Dimension (mm)

**Standards and approvals**

Standards IEC 60730-1; IEC 61000-6-2;
IEC 61000-6-3

Approvals 