

CIM33R/UC24-240V

Multifunction | 24 ... 240 V AC / DC | 1 MOSFET



Time data

Timing functions	fig. 1 2: F, Q, G 3: I, P, H
Timing range	50 ms ... 60 h
Timing scale	0.6 s / 6 s / 60 s / 6 min / 60 min / 6 h / 60 h

Main circuit

Number of outputs	1 NO
Output type	MOSFET
Rated voltage	24 V DC
Rated current	5 A
Minimum load	1 mA, 1 V
Inrush current	40 A, 10 us
Typ. leakage current	10 µA
Mechanical endurance (cycles)	∞
Electrical endurance at rated load DC-1 (cycles)	∞

Control circuit

Nominal voltage	24 ... 240 V AC / DC
Operating voltage range	16.8 ... 250 V AC / DC
Power consumption AC / DC	1.2 VA / 430 mW
Current consumption on supply A1-A2 AC / DC	< 23 mA / < 23 mA
Current consumption on input control B1 AC / DC	< 22 mA / < 22 mA
Threshold voltage on input control B1 AC / DC	13 V / 15 V
Frequency range	0; 16 ... 63 Hz

Insulation

Rated test voltage control / main circuit	2.5 kV rms / 1 min
Pollution degree	2
Overvoltage category	III

General data

Storage temperature (no ice)	-40 ... 85 °C
Operation temperature	-40 ... 70 °C
Conductor cross section control / main circuit	2.5 mm ² , 2 x 1.5 mm ²
Nominal screw torque control / main circuit	0.5 Nm
Dimensions	fig. 2
Weight	70 g
Ingress Protection	IP 20
Housing material	PA

Product references

Description	Type	24-240
AC / DC Supply	CIM33R/UC...V	✓

Other voltages on request. Please contact support@comatreleco.com.

«...» List control circuit voltage to complete product references.




fig. 1. Wiring diagram

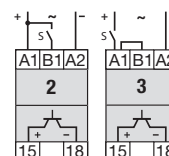
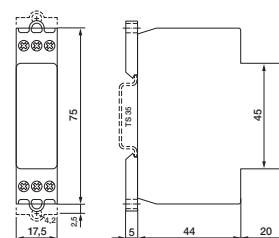


fig. 2. Dimensions (mm)



Technical approvals, conformities

Standards IEC/EN 61812-1

Railway EN 50155; EN 45545-2

Approvals