

C5-A20DX/DC110V

2 pole | changeover contact | Faston



Main circuit

Available contact materials	⚡ AgNi
Recommended minimum contact load	10 mA / 10 V
Maximum contact load AC	16 A / 400 V AC-1
Maximum contact load DC	16 A / 30 V DC-1
Inrush current	40 A, 20 ms
Rated load AC	4 000 VA
Rated load DC	fig. 3.
Rated current	16 A
Mechanical endurance (cycles)	≥ 20 000 000
Electrical endurance at rated load AC-1 (cycles)	≥ 300 000

Control circuit

Nominal voltage	see table product references
Operating voltage range	0.8 U _N ... 1.1 U _N
Pick-up voltage	≤ 0.8 U _N
Release voltage	≥ 0.1 U _N
Power consumption AC / DC	2.4 VA / 1.4 W

Coil table

V DC	Ohm	mA
110	9 216	13

Insulation

Test voltage open contact	1 kV / 1 min
Test voltage contact / contact	4 kV / 1 min
Test voltage contact / coil	4 kV / 1 min
Overtoltage category	III
Insulation resistance at 500 V	≥ 3 GΩ
Pollution degree	3

General data

Storage temperature (no ice)	-40 ... 80 °C
Operation temperature	-40 ... 60 °C
Pick-up time / bounce time	20 ms / ≤ 3 ms
Release time / bounce time	10 ms / ≤ 1 ms
Maximum switching frequency at rated load	1 200 / h
Weight	90 g
Housing material	PA / PC

Product references

Description	Type	110
LED & Free wheeling diode	C5-A20DX/DC...V	✓

AC relays also available as 60 Hz. Other voltages on request. Please contact support@comatreleco.com.
«...» List coil voltage to complete product references.

Accessories

Socket	S5-M, S5-P
Blanking plug	S0-NP (BAG 10 PCS)
Wall mounting adapter for C4, C5	S5-R (BAG 5 PCS)
Test button without locking	S5-HP (BAG 10 PCS)




fig. 1. Wiring diagram

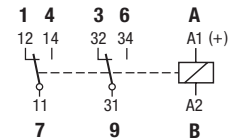


fig. 2. AC voltage endurance

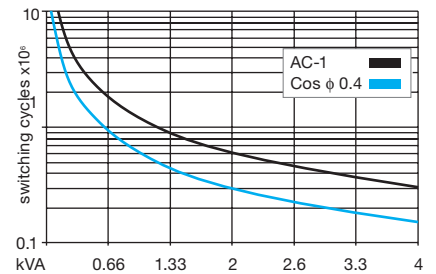


fig. 3. DC load limit curve

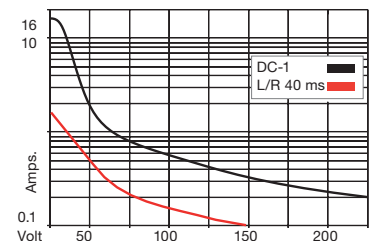
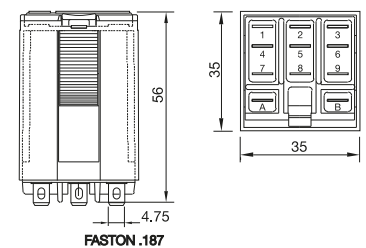


fig. 4. Dimensions (mm)



Technical approvals, conformities

Standards IEC/EN 60947; IEC/EN 61810

