

# MRM32R/UC12-48V

3 phase | 2 CO | Multifunction monitoring



## Power supply

Nominal voltage	12 ... 48 V AC / DC
Operating voltage range	10 ... 60 V
Power consumption AC / DC	3.2 VA / 1.6 W
Frequency range	16 ... 63 Hz

## Measuring circuit

Measured parameters	U, I, P, S, f, Cosφ, ΔPhi, phase sequence
Min. setting step, resolution	0.1 V / 0.1 A / 1 W / 1 VA / 1 Hz / 0.05 / 1°
Monitoring functions	Under, over, inside, outside, phase sequence, phase failure
Number of voltage measurement inputs	3
Rated AC voltage L-N / L-L	230 V / 400 V
Rated DC voltage U+ / U-	300 V
DC voltage measurement range U+ / U-	± 0.1 ... 690 V
Undervoltage setting range	± 0.1 ... 700 V
Overvoltage setting range	± 0.1 ... 700 V
AC voltage measurement range L-N / L-L	0.1 ... 480 V
Number of current measurement inputs	3
Rated measurement current	5 A
Measurement current range	0.1 ... 5 A
Undercurrent setting range	0.1 ... 6 A
Overcurrent threshold I <sub>th</sub> setting range	0.1 ... 6 A
Rated base frequency	15 ... 150 Hz
Alarm delay	0.5 ... 999.9 s
Alarm reset delay	0.5 ... 999.9 s

## Main circuit

Number of contacts	2 CO
Available contact materials	AgNi
Rated voltage	250 V AC
Rated current	6 A
Minimum load	10 mA, 10 V
Inrush current	10 A, 10 ms
Rated load DC	fig. 3
Rated load AC-1	1,250 VA
Mechanical endurance (cycles)	30 000 000
Electrical endurance at rated load AC-1 (cycles)	fig. 2

## Insulation

Rated test voltage measuring / measuring circuit	1.5 kV rms / 1 min
Rated test voltage measuring circuit / power supply	2 kV rms / 1 min
Rated test voltage measuring circuit / main circuit	2 kV rms / 1 min
Rated test voltage main circuit / power supply	2 kV rms / 1 min
Rated test voltage main / main circuit	1.5 kV rms / 1 min
Rated test voltage open contact	1.5 kV rms / 1 min
Pollution degree	2
Overvoltage category	III

## General data

Storage temperature (no ice)	-40 ... 85 °C
Operation temperature	-40 ... 70 °C
Conductor cross section control / main circuit	2.5 mm <sup>2</sup>
Nominal screw torque control / main circuit	0.6
Dimensions	fig. 4
Weight	125 g
Ingress Protection	IP 20
Housing material	PA

## Product references

Description	Type	12-48
Single phase monitoring	MRM32R/UC...V	✓

Other voltages on request. Please contact support@comatreleco.com.  
«...» List control circuit voltage to complete product references.




fig. 1. Wiring diagram

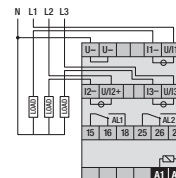


fig. 2. AC voltage endurance

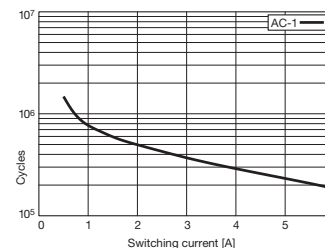


fig. 3. DC load limit curve

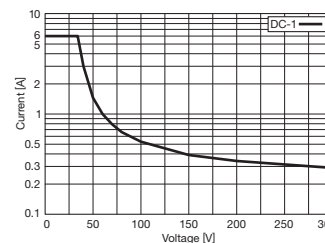
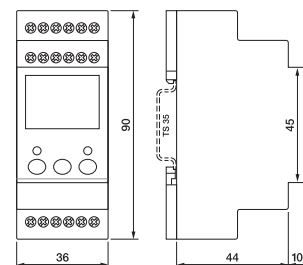


fig. 4. Dimensions (mm)



## Technical approvals, conformities

Standards EN 60730-1; EN 60947-1; EN 61000-6-2; EN 61000-6-3  
Railway EN 45545-2; EN 50155

Approvals