# C9-E21/DC48V

## 2 pole | Changeover contact | Sensitive coil | Faston

### Main circuit

| | |
|---|---|
| Available contact materials | AgNi + 0.2 µ Au |
| Recommended minimum contact load | 10 mA / 10 V |
| Maximum contact load AC | 5 A / 250 V AC-1 |
| Maximum contact load DC | 5 A / 30 V DC-1 |
| Inrush current | 15 A, 20 ms |
| Rated load AC | 1 200 VA |
| Rated load DC | fig. 3. |
| Rated current | 5 A |
| Mechanical endurance (cycles) | ≥ 10 000 000 |
| Electrical endurance at rated load AC-1 (cycles) | ≥ 100 000 |

### Control circuit

| | |
|---|---|
| Nominal voltage | see table product references |
| Operating voltage range | 0.8 $U_N$ … 1.1 $U_N$ |
| Pick-up voltage | ≤ 0.8 $U_N$ |
| Release voltage | ≥ 0.1 $U_N$ |
| Power consumption AC / DC | 0.8 VA / 0.5 W |

### Coil table

| V AC | Ohm | mA | V DC | Ohm | mA |
|---|---|---|---|---|---|
| 12 | 65 | 68 | 12 | 279 | 43 |
| 24 | 255 | on req. | 24 | 1140 | 21 |
| 48 | 1022 | on req. | 48 | 4467 | 10.7 |
| 60 | 1516 | 13.6 | 60 | 7053 | 8.5 |
| 115 | 5865 | on req. | 110 | 23449 | 4.7 |
| 230 | 23900 | 3.2 | | | |

### Insulation

| | |
|---|---|
| Test voltage open contact | 1 kV / 1 min |
| Test voltage contact / contact | 2.5 kV / 1 min |
| Test voltage contact / coil | 2.5 kV / 1 min |
| Overvoltage category | III |
| Insulation resistance at 500 V | ≥ 1 GΩ |
| Pollution degree | 3 |

### General data

| | |
|---|---|
| Storage temperature (no ice) | -40 … 80 °C |
| Operation temperature | -40 … 60 °C |
| Pick-up time / bounce time | 10 ms / ≤ 3 ms |
| Release time / bounce time | 6 ms / ≤ 1 ms |
| Maximum switching frequency at rated load | 1 200 / h |
| Weight | 40 g |
| Housing material | PA / PC |

### Product references

| Description | Type | 48 |
|---|---|---|
| DC | C9-E21/DC...V | ✓ |

AC relays also available as 60 Hz. Other voltages on request. Please contact support@comatreleco.com.
«…» List coil voltage to complete product references.

### Accessories

| | |
|---|---|
| Socket | S9-M, S9-P, S9-PI |
| Blanking plug | S9-NP (BAG 10 PCS) |
| Test Button w/o locking | S9-OP (BAG 10 PCS) |



### fig. 1. Wiring diagram

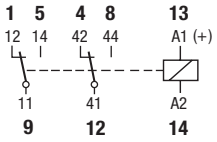


### fig. 2. AC voltage endurance

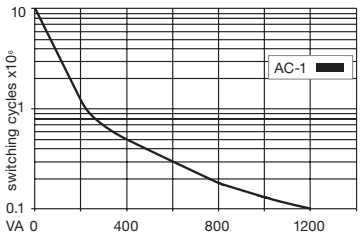


### fig. 3. DC load limit curve

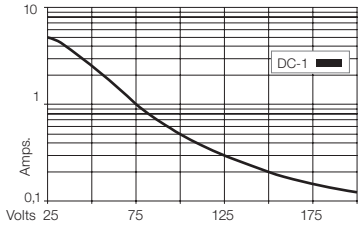


### fig. 4. Dimensions (mm)

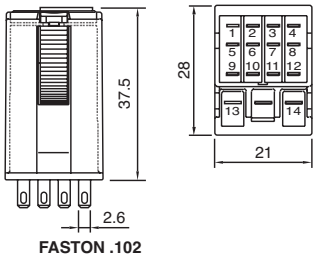


FASTON .102

### Technical approvals, conformities

Standards IEC/EN 60947; IEC/EN 61810

Approvals