

# C7-A20X/DC110V

2 pole | Changeover contact | Faston



## Main circuit

Available contact materials	⚡ AgNi
Recommended minimum contact load	10 mA / 10 V
Maximum contact load AC	10 A / 250 V AC-1
Maximum contact load DC	10 A / 30 V DC-1
Inrush current	30 A, 20 ms
Rated load AC	2 500 VA
Rated load DC	fig. 3.
Rated current	10 A
Mechanical endurance (cycles)	≥ 10 000 000
Electrical endurance at rated load AC-1 / DC-1 (cycles)	≥ 300 000 / ≥ 100 000

## Control circuit

Nominal voltage	see table product references
Operating voltage range	0.8 U <sub>N</sub> ... 1.1 U <sub>N</sub>
Pick-up voltage	≤ 0.8 U <sub>N</sub>
Release voltage	≥ 0.1 U <sub>N</sub>
Power consumption AC / DC	1.2 VA / 1 W

## Coil table

U <sub>DC</sub> (V)	R(Ω)	I(mA)
110	13 286	8

## Insulation

Test voltage open contact	1 kV / 1 min
Test voltage contact / contact	2.5 kV / 1 min
Test voltage contact / coil	2.5 kV / 1 min
Overvoltage category	III
Insulation resistance at 500 V	≥ 1 GΩ
Pollution degree	3

## General data

Storage temperature (no ice)	-40 ... 80 °C
Operation temperature	-40 ... 60 °C
Pick-up time / bounce time	16 ms / ≤ 3 ms
Release time / bounce time	8 ms / ≤ 1 ms
Maximum switching frequency at rated load	1 200 / h
Weight	35 g
Housing material	PA / PC

## Product references

Description	Type	110
LED	C7-A2xX/DC.V	✓

AC relays also available as 60 Hz. Other voltages on request. Please contact support@comatreleco.com.  
«...» List coil voltage to complete product references.

## Accessories

Socket	S7-C, S7-I0, S7-P, S7-PI
Blanking plug	S9-NP (BAG 10 PCS)
Test Button w/o locking	S9-OP (BAG 10 PCS)




fig. 1. Wiring diagram

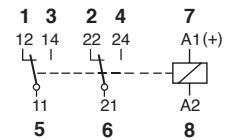


fig. 2. AC voltage endurance

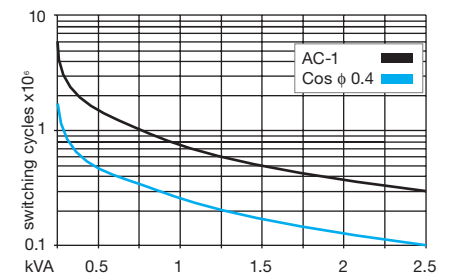


fig. 3. DC load limit curve

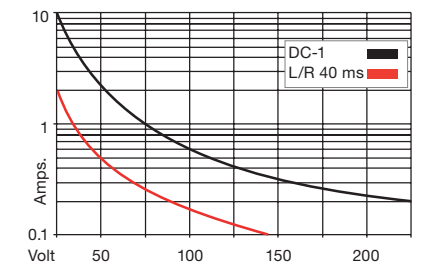
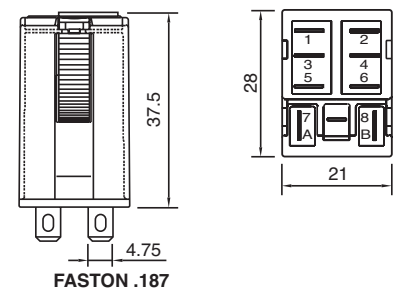


fig. 4. Dimensions (mm)



## Technical approvals, conformities

Standards IEC/EN 60947; IEC/EN 61810

