

CRINT-C213/UC220-240V

2 pole | Changeover contact



Main circuit

Available contact materials	⚡ AgNi
Recommended minimum contact load	100 mA / 12 V
Maximum contact load AC	8 A / 250 V AC-1
Maximum contact load DC	8 A / 30 V DC-1
Inrush current	15 A, 2.5 ms
Rated load AC	2 000 VA
Rated load DC	fig. 3
Rated current	8 A
Mechanical endurance (cycles)	≥ 10 000 000
Electrical endurance at rated load AC-1 (cycles)	≥ 50 000

Control circuit

Nominal voltage	see table product references
Operating voltage range	0.8 U _N ... 1.25 U _N
Pick-up voltage	≤ 0.8 U _N
Release voltage	≥ 0.1 U _N
Power consumption AC / DC	1 VA / 0.5 W

Insulation

Test voltage open contact	1 kV / 1 min
Test voltage contact / coil	5 kV / 1 min
Overvoltage category	III
Pollution degree	3

General data

Storage temperature (no ice)	-40 ... 85 °C
Operation temperature	-40 ... 55 °C
Pick-up time	≤ 15 ms
Release time	≤ 8 ms
Conductor cross section screw terminal	0.34 ... 2.5 mm ²
Ingress Protection	IP 20
Mounting	TH35 (EN 60715)
Weight	59 g
Housing material	PA

Product references

Description	Type	220-240
Screw terminal	CRINT-C213/UC...V	✓

«...» List control voltage to complete product references

Optional Accessories

Spacer	CRINT-SEP (BAG 5 PCS)
Bridgebar	BB-00801-BK (BAG 5 PCS), BB-00801-BU (BAG 5 PCS), BB-00801-RD (BAG 5 PCS), BB-02001-BK (BAG 5 PCS), BB-02001-BU (BAG 5 PCS), BB-02001-RD (BAG 5 PCS)
Label plate	CRINT-LAB (BAG 4X16 PCS)

Replacement relays

Description	Type	110
DC	CRINT-R23/DC...V	✓

«...» List control voltage to complete product references
24 V relay used for 24 V socket, 110 V relay used for 220-240 V socket

If the device is operated with a duty-cycle >50% at 55°C operating temperature and at maximum current (16 A), an air gap of 5 mm between devices is required. The maximum on-time under these conditions is 14 minutes.




fig. 1. Wiring diagram

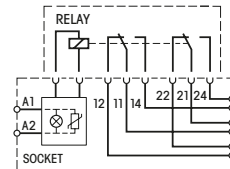


fig. 2. AC / DC voltage endurance

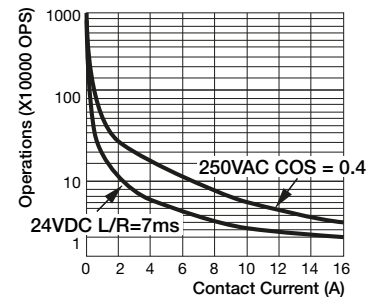


fig. 3. DC load limit curve

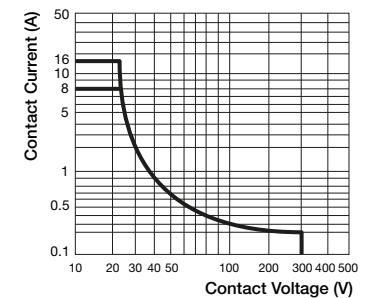
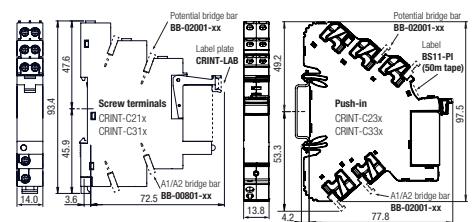


fig. 4. Dimensions (mm)



Technical approvals, conformities

Standards IEC/EN 61810-1

Approvals