

C9-A41/DC220V

4 pole | Changeover contact | Faston



Main circuit

Available contact materials	AgNi + 0.2 μ Au
Recommended minimum contact load	5 mA / 5 V
Maximum contact load AC	5 A / 250 V AC-1
Maximum contact load DC	5 A / 30 V DC-1
Inrush current	15 A, 20 ms
Rated load AC	1 250 VA
Rated load DC	fig. 3.
Rated current	5 A
Mechanical endurance (cycles)	≥ 10 000 000
Electrical endurance at rated load AC-1 (cycles)	≥ 100 000

Control circuit

Nominal voltage	see table product references
Operating voltage range	0.8 U _N ... 1.1 U _N
Pick-up voltage	≤ 0.8 U _N
Release voltage	≥ 0.1 U _N
Power consumption AC / DC	1.2 VA / 1 W

Coil table

U _{DC} (V)	R(Ω)	I(mA)
220	53 146	4

Insulation

Test voltage open contact	1 kV / 1 min
Test voltage contact / contact	2 kV / 1 min
Test voltage contact / coil	2.5 kV / 1 min
Overvoltage category	III
Insulation resistance at 500 V	≥ 1 GΩ
Pollution degree	3

General data

Storage temperature (no ice)	-40 ... 80 °C
Operation temperature	-40 ... 60 °C
Pick-up time / bounce time	10 ms / ≤ 3 ms
Release time / bounce time	6 ms / ≤ 1 ms
Maximum switching frequency at rated load	1 200 / h
Weight	43 g
Housing material	PA / PC

Product references

Description	Type	220
DC	C9-A4x/DC...V	✓

AC relays also available as 60 Hz. Other voltages on request. Please contact support@comatreleco.com.
«...» List coil voltage to complete product references.

Accessories

Socket	S9-M, S9-P, S9-PI
Blanking plug	S9-NP (BAG 10 PCS)
Test Button w/o locking	S9-OP (BAG 10 PCS)



Maximum voltage between two separate circuits on neighbouring contacts: 150 V
Not permitted: 24 V DC next to 230 V AC, 230 V AC next to neutral, 230 V AC next to 230 V AC of different phases
Permitted: 230 V AC next to 230 V AC same phase




fig. 1. Wiring diagram

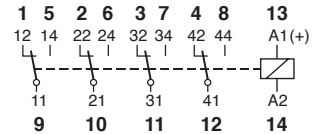


fig. 2. AC voltage endurance

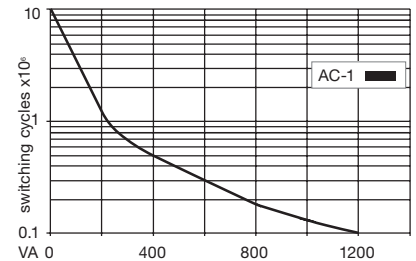


fig. 3. DC load limit curve

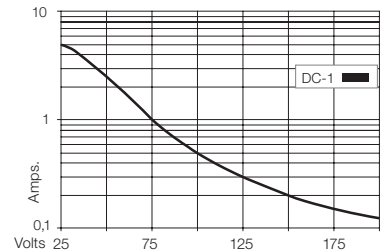
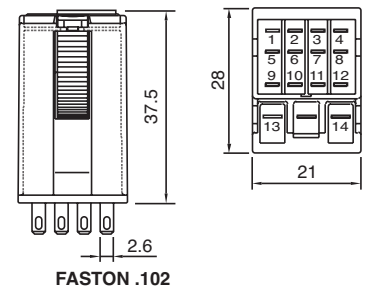


fig. 4. Dimensions (mm)



Technical approvals, conformities

Standards IEC/EN 60947; IEC/EN 61810

