

CRINT-C111/UC48V

1 pole | Changeover contact



Main circuit

| | |
|--------------------------------------------------|--------------------|
| Available contact materials | AgSnO ₂ |
| Recommended minimum contact load | 100 mA / 12 V |
| Maximum contact load AC | 6 A / 250 V AC-1 |
| Maximum contact load DC | 6 A / 30 V DC-1 |
| Inrush current | 15 A, 2.5 ms |
| Rated load AC | 1 500 VA |
| Rated load DC | fig. 3. |
| Rated current | 6 A |
| Mechanical endurance (cycles) | ≥ 1 000 000 |
| Electrical endurance at rated load AC-1 (cycles) | ≥ 10 000 |

Control circuit

| | |
|---------------------------|--------------------------------------------|
| Nominal voltage | see table product references |
| Operating voltage range | 0.8 U _N ... 1.25 U _N |
| Pick-up voltage | ≤ 0.8 U _N |
| Release voltage | ≥ 0.1 U _N |
| Power consumption AC / DC | 0.9 VA / 0.4 W |

Insulation

| | |
|-----------------------------|--------------|
| Test voltage open contact | 1 kV / 1 min |
| Test voltage contact / coil | 4 kV / 1 min |
| Overvoltage category | III |
| Pollution degree | 3 |

General data

| | |
|----------------------------------------|----------------------------------------------------------|
| Storage temperature (no ice) | -40 ... 85 °C |
| Operation temperature | -40 ... 70 °C (-40 ... 55 °C for control voltage > 60 V) |
| Pick-up time / bounce time | 7 ms / ≤ 8 ms |
| Release time / bounce time | 15 ms / ≤ 4 ms |
| Conductor cross section screw terminal | 0.34 ... 2.5 mm ² |
| Conductor cross section cage clamp | 0.75 ... 2.5 mm ² |
| Ingress Protection | IP 20 |
| Mounting | TH35 (EN 60715) |
| Weight | 30 g |
| Housing material | PA |

Product references

| Description | Type | 48 |
|----------------|-------------------|----|
| Screw terminal | CRINT-C111/UC...V | ✓ |

«...» List control voltage to complete product references

Accessories

| | |
|----------------------|------------------------------------------------------------------------------------|
| Potential bridge bar | CRINT-BR20-BU (BAG 5 PCS), CRINT-BR20-RD (BAG 5 PCS), CRINT-BR20-BK (BAG 5 PCS) |
| Label plate | CRINT-LAB (BAG 4X16 PCS) |
| Spacer | CRINT-SEP (BAG 5 PCS) |

Replacement relays

| Description | Type | 48 |
|-------------|------------------|----|
| DC | CRINT-R11/DC...V | ✓ |

«...» List control voltage to complete product references
60 V relay used for all sockets with a minimum nominal voltage higher or equal 60 V



fig. 1. Wiring diagram

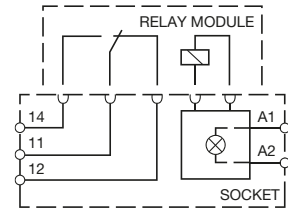


fig. 2. AC voltage endurance

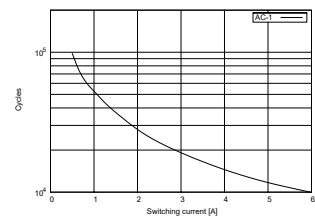


fig. 3. DC load limit curve

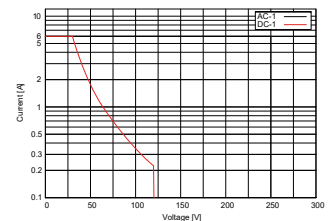
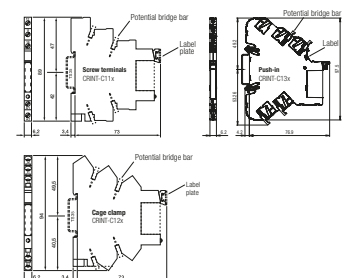


fig. 4. Dimensions (mm)



Technical approvals, conformities

Standards IEC/EN 61810-1

Approvals CRINT-C111 & CRINT-C121 only