C9-R21/AC230V

2 pole | Changeover contact | Remanence | Faston

Main circuit

Available contact materials	AgNi + 0.2 µ Au
Recommended minimum contact load	10 mA / 10 V
Maximum contact load AC	5 A / 120 V AC-1
Maximum contact load DC	5 A / 30 V DC-1
Inrush current	15 A, 20 ms
Rated load AC	600 VA
Rated load DC	fig. 3.
Rated current	5 A
Mechanical endurance (cycles)	≥ 10 000 000
Electrical endurance at rated load AC-1 (cycles)	≥ 100 000

Control circuit

Nominal voltage	see table product references
Operating voltage range	0.8 U_N … 1.1 U_N
Pick-up voltage	≤ 0.8 U_N
Release voltage	≤ 0.8 U_N
ON pulse power	AC 1.2 VA, DC 1.2 W
OFF pulse power	0.2 VA / 0.3 W

Coil table

U_{AC} (V)	I_{ON} (mA)	I_{OFF} (mA)	U_{DC} (V)	I_{ON} (mA)	I_{OFF} (mA)
24	62	6	12	105	19
48	25	4	24	51	8
115	14	1	48	26	4
230	5	1	60	21	5

Internal diagram

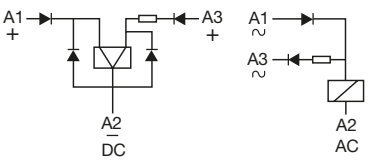

Insulation

Test voltage open contact	1 kV / 1 min
Test voltage contact / contact	2 kV / 1 min
Test voltage contact / coil	2 kV / 1 min
Overvoltage category	III
Insulation resistance at 500 V	≥ 1 GΩ
Pollution degree	3

General data

Storage temperature (no ice)	-40 … 80 °C
Operation temperature	-40 … 60 °C
Minimum pulse length ON / OFF	50 ms
Maximum switching frequency at rated load	1 200 / h
Weight	43 g
Housing material	PA / PC

Product references

Description	Type	230
AC 50 Hz	C9-R21/AC...V	✓

AC relays also available as 60 Hz. Other voltages on request. Please contact support@comatreleco.com.
«…» List coil voltage to complete product references.

Accessories

Socket	S9-M, S9-P, S9-PI
Blanking plug	SO-NP (BAG 10 PCS)
Test Button w/o locking	S9-OP (BAG 10 PCS)



fig. 1. Wiring diagram

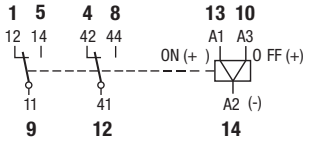

fig. 2. AC voltage endurance

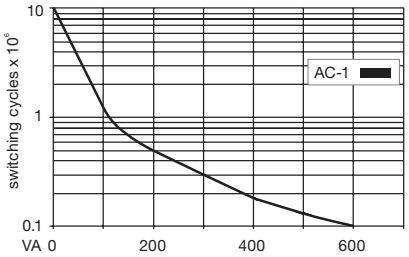

fig. 3. DC load limit curve

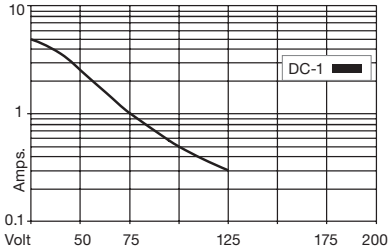

fig. 4. Dimensions (mm)

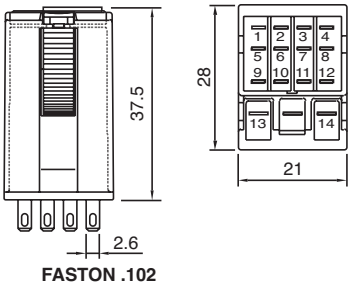

FASTON .102

Technical approvals, conformities

Standards IEC/EN 60947; IEC/EN 61810

Approvals