

CRS1C/DC24V

1 pole | Power relay | Step Switch



Main circuit

Available contact materials	⚡ AgNi
Recommended minimum contact load	10 mA / 12 V
Maximum contact load AC-1	6 A / 250 V
Maximum contact load DC-1	6 A / 30 V
Rated current	6 A
Operating voltage	See table product references
Rated load AC	1 500 VA
Rated load DC	180 W
Mechanical endurance (cycles)	≥ 10 000 000
Electrical endurance at rated load AC-1 (cycles)	≥ 100 000
Number of contacts	1 CO

Control circuit

Nominal voltage	see table product references
Operating voltage range	0.8 U _N ... 1.1 U _N
Pick-up voltage	0.8 U _N
Release voltage	≥ 0.1 U _N
Pick-up time	≥ 50 ms
Release time	≥ 50 ms
Power consumption AC	2 VA
Power consumption DC	1.5 W
Frequency range	50 Hz / 60 Hz

Insulation

Contact/contact	4 kV / 1 min
Contact / coil	2 kV / 1 min
Overvoltage category	III
Rated impulse withstand voltage open contact	1 kV / 1 min
Pollution degree	3

General data

Storage temperature (no ice)	-40 ... 85 °C
Operation temperature	-25 ... 60 °C
Conductor cross section	solid wire 1 x 4 mm ² , 2 x 1.5 mm ² , stranded & crimped wire 1 x 2.5 mm ² , 2 x 1.5 mm ²
Nominal screw torque	0.5 Nm
Ingress Protection	IP 20
Mounting	TH35 (EN 60715)
Weight	45 g
Housing material	PC

Product references

Description	Type	24
1 CO	CRS1C/DC...V	✓

Other voltages on request. Please contact support@comatreleco.com.
«...» List control circuit voltage to complete product references.




fig. 1. Wiring diagram

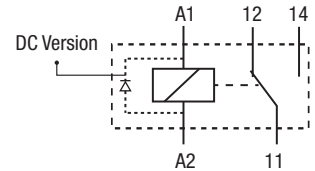


fig. 2. AC voltage endurance

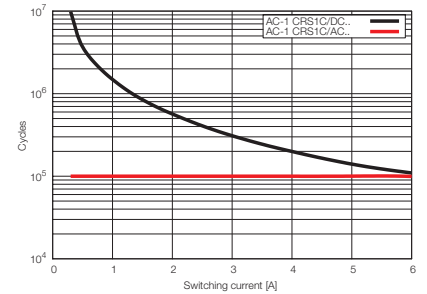
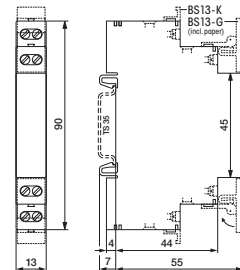


fig. 3. Dimensions (mm)



Technical approvals, conformities

Standards EN 61810

Approvals