

CRINT-R11/DC12V

1 pole | changeover contact



Main circuit

Available contact materials	AgSnO ₂
Maximum contact load AC-1	6 A / 250 V
Maximum contact load DC-1	6 A / 30 V
Rated load AC	1500 VA
Rated load DC	fig. 3
Rated current	6 A
Mechanical endurance (cycles)	≥ 1 000 000
Electrical endurance at rated load (cycles)	≥ 10 000

Control circuit

Nominal voltage	see table product references
Operating voltage range	0.8 U _N ... 1.25 U _N
Pick-up voltage	≤ 0.75 U _N
Release voltage	≥ 0.1 U _N

Insulation

Test voltage open contact	1 kV / 1 min
Test voltage contact / coil	4 kV / 1 min
Insulation resistance at 500 V	≥ 1 GΩ

General data

Storage temperature (no ice)	-40 ... 85 °C
Operation temperature	-40 ... 85 °C
Pick-up time / bounce time	≤ 8 ms
Release time / bounce time	≤ 4 ms
Weight	5 g
Housing material	Plastic sealed

Product references

Description	Type	12
DC	CRINT-R11/DC...V	✓

«...» List control voltage to complete product references
60 V relay used for all sockets with a minimum nominal voltage higher or equal 60 V




fig. 1. Wiring diagram

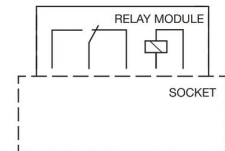


fig. 2. AC voltage endurance

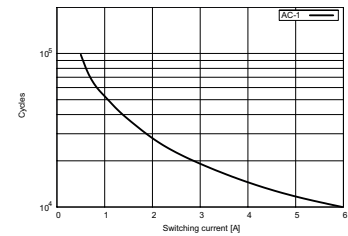


fig. 3. DC load limit curve

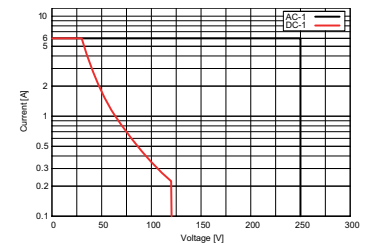
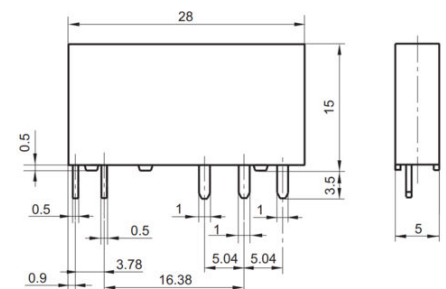


fig. 4. Dimensions (mm)



Technical approvals, conformities

Standards IEC/EN 61810

Approvals