

C9-A42DX/DC24V

4 pole | Changeover contact | Faston



Main circuit

| | |
|--|------------------|
| Available contact materials | AgNi + 5 μ Au |
| Recommended minimum contact load | 1 mA / 1 V |
| Maximum contact load AC | 5 A / 250 V AC-1 |
| Maximum contact load DC | 5 A / 30 V DC-1 |
| Inrush current | 15 A, 20 ms |
| Rated load AC | 1 250 VA |
| Rated load DC | fig. 3. |
| Rated current | 5 A |
| Mechanical endurance (cycles) | ≥ 10 000 000 |
| Electrical endurance at rated load AC-1 (cycles) | ≥ 100 000 |

Control circuit

| | |
|---------------------------|---|
| Nominal voltage | see table product references |
| Operating voltage range | 0.8 U _N ... 1.1 U _N |
| Pick-up voltage | ≤ 0.8 U _N |
| Release voltage | ≥ 0.1 U _N |
| Power consumption AC / DC | 1.2 VA / 1 W |

Coil table

| U _{DC} (V) | R(Ω) | I(mA) |
|---------------------|------|-------|
| 24 | 632 | 38 |

Insulation

| | |
|--------------------------------|----------------|
| Test voltage open contact | 1 kV / 1 min |
| Test voltage contact / contact | 2 kV / 1 min |
| Test voltage contact / coil | 2.5 kV / 1 min |
| Overvoltage category | III |
| Insulation resistance at 500 V | ≥ 1 GΩ |
| Pollution degree | 3 |

General data

| | |
|---|----------------|
| Storage temperature (no ice) | -40 ... 80 °C |
| Operation temperature | -40 ... 60 °C |
| Pick-up time / bounce time | 10 ms / ≤ 3 ms |
| Release time / bounce time | 6 ms / ≤ 1 ms |
| Maximum switching frequency at rated load | 1 200 / h |
| Weight | 43 g |
| Housing material | PA / PC |

Product references

| Description | Type | 24 |
|---------------------------|-----------------|----|
| LED & Free wheeling diode | C9-A4xDX/DC...V | ✓ |

AC relays also available as 60 Hz. Other voltages on request. Please contact support@comatreleco.com.
«...» List coil voltage to complete product references.

Accessories

| | |
|-------------------------|--------------------|
| Socket | S9-M, S9-P, S9-PI |
| Blanking plug | S9-NP (BAG 10 PCS) |
| Test Button w/o locking | S9-OP (BAG 10 PCS) |




fig. 1. Wiring diagram

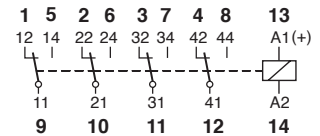


fig. 2. AC voltage endurance

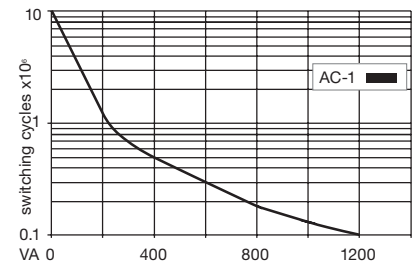


fig. 3. DC load limit curve

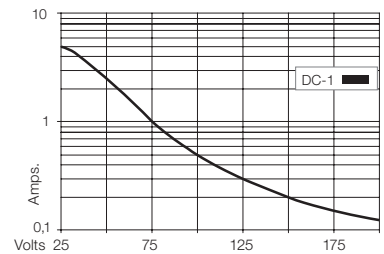
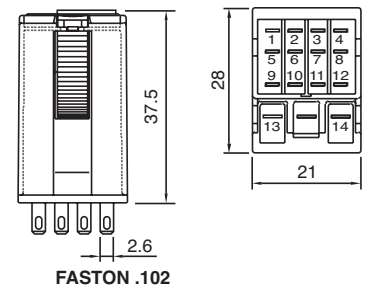


fig. 4. Dimensions (mm)



Technical approvals, conformities

Standards IEC/EN 60947; IEC/EN 61810

