C4-R30/AC230V

3 pole | changeover contact | remanence | Faston

Main circuit

Available contact materials	AgNi
Recommended minimum contact load	10 mA / 10 V for C4-R30
Maximum contact load AC	10 A / 250 V AC-1
Maximum contact load DC	10 A / 30 V DC-1
Inrush current	30 A, 20 ms
Rated load AC	2 500 VA
Rated load DC	fig. 3.
Rated current	10 A
Mechanical endurance (cycles)	≥ 20 000 000
Electrical endurance at rated load AC-1 (cycles)	≥ 500 000

Control circuit

Nominal voltage	see table product references
Operating voltage range	0.8 U_N … 1.1 U_N
Pick-up voltage	≤ 0.8 U_N
Release voltage	≤ 0.8 U_N
ON pulse power	AC 1.8 VA, DC 1.5 W
OFF pulse power	AC 0.3 VA, DC 0.5 W

Coil table

V AC	mA ON	mA OFF	V DC	mA ON	mA OFF
24	75	12	12	145	25
48	54	6	24	71	12
115	22	2.5	48	33	6
230	8	1.3	60	26.1	8.5
			110	14	5

Internal diagram

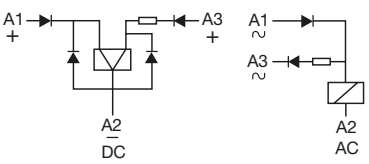

Insulation

Test voltage open contact	1 kV / 1 min
Test voltage contact / contact	2.5 kV / 1 min
Test voltage contact / coil	2.5 kV / 1 min
Overvoltage category	III
Insulation resistance at 500 V	≥ 1 GΩ
Pollution degree	3

General data

Storage temperature (no ice)	-40 … 80 °C
Operation temperature	-40 … 60 °C
Minimum pulse length ON / OFF	50 ms
Maximum switching frequency at rated load	1 200 / h
Weight	95 g
Housing material	PA / PC

Product references

Description	Type	230
AC 50 Hz	C4-R3x/AC...V	✓

AC relays also available as 60 Hz. Other voltages on request. Please contact support@comatreleco.com.
«…» List coil voltage to complete product references.

Accessories

Socket	S4-J, S4-P
Blanking plug	SO-NP (BAG 10 PCS)
Wall mounting adapter for C4, C5	S5-R (BAG 5 PCS)
Test button without locking	S5-HP (BAG 10 PCS)



fig. 1. Wiring diagram

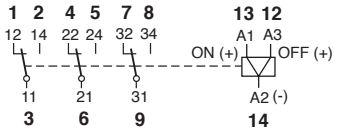

fig. 2. AC voltage endurance

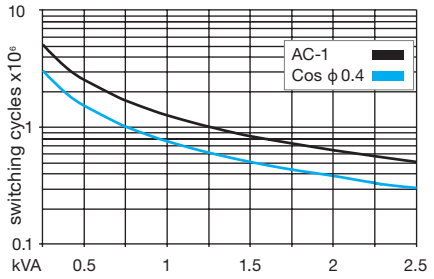

fig. 3. DC load limit curve

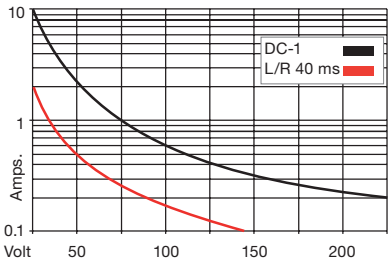

fig. 4. Dimensions (mm)

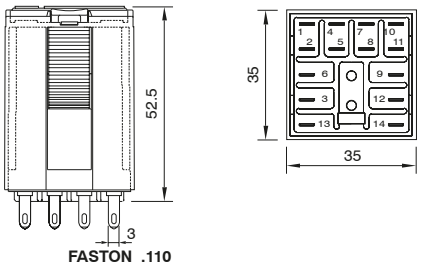

Technical approvals, conformities

Standards IEC/EN 60947; IEC/EN 61810

Approvals