

C4-A40X/AC42V

4 pole | changeover contact | Faston



Main circuit

| | |
|--|-------------------|
| Available contact materials | ⚡ AgNi |
| Recommended minimum contact load | 10 mA / 5 V |
| Maximum contact load AC | 10 A / 250 V AC-1 |
| Maximum contact load DC | 10 A / 30 V DC-1 |
| Inrush current | 30 A, 20 ms |
| Rated load AC | 2 500 VA |
| Rated load DC | fig. 3. |
| Rated current | 10 A |
| Mechanical endurance (cycles) | ≥ 20 000 000 |
| Electrical endurance at rated load AC-1 (cycles) | ≥ 500 000 |

Control circuit

| | |
|---------------------------|---|
| Nominal voltage | see table product references |
| Operating voltage range | 0.8 U _N ... 1.1 U _N |
| Pick-up voltage | ≤ 0.8 U _N |
| Release voltage | ≥ 0.1 U _N |
| Power consumption AC / DC | 2.4 VA / 1.4 W |

Insulation

| | |
|--------------------------------|----------------|
| Test voltage open contact | 1 kV / 1 min |
| Test voltage contact / contact | 2.5 kV / 1 min |
| Test voltage contact / coil | 2.5 kV / 1 min |
| Overvoltage category | III |
| Insulation resistance at 500 V | ≥ 1 GΩ |
| Pollution degree | 3 |

General data

| | |
|---|----------------|
| Storage temperature (no ice) | -40 ... 80 °C |
| Operation temperature | -40 ... 60 °C |
| Pick-up time / bounce time | 20 ms / ≤ 3 ms |
| Release time / bounce time | 8 ms / ≤ 1 ms |
| Maximum switching frequency at rated load | 1 200 / h |
| Weight | 90 g |
| Housing material | PA / PC |

Accessories

| | |
|----------------------------------|--------------------|
| Socket | S4-J, S4-P |
| Blanking plug | S0-NP (BAG 10 PCS) |
| Wall mounting adapter for C4, C5 | S5-R (BAG 5 PCS) |
| Test button without locking | S5-HP (BAG 10 PCS) |




fig. 1. Wiring diagram

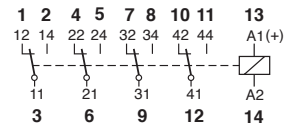


fig. 2. AC voltage endurance

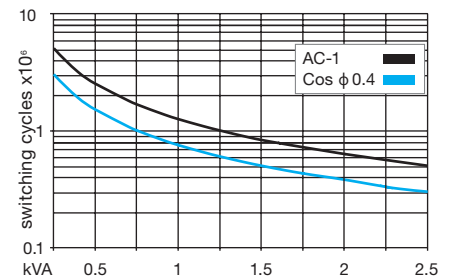


fig. 3. DC load limit curve

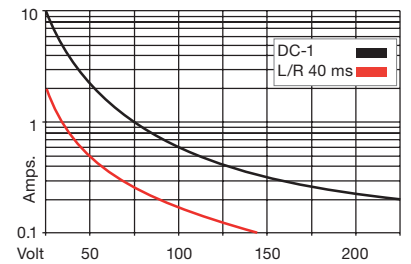


fig. 4. Dimensions (mm)

Technical approvals, conformities

Standards IEC/EN 60947; IEC/EN 61810

