CRINT-C122R/UC220-240V

1 pole | Changeover contact

Main circuit

Available contact materials	$AgSnO_2$ + Au
Recommended minimum contact load	10 mA / 5 V
Maximum contact load AC	6A / 250 V AC-1
Maximum contact load DC	6A / 30 V DC-1
Inrush current	15 A, 2.5 ms
Rated load AC	1 500 VA
Rated load DC	fig. 3.
Rated current	6 A
Mechanical endurance (cycles)	≥ 1 000 000
Electrical endurance at rated load AC-1 (cycles)	≥ 10 000

Control circuit

Nominal voltage	see table product references
Operating voltage range	0.8 U_N … 1.25 U_N
Pick-up voltage	≤ 0.8 U_N
Release voltage	≥ 0.1 U_N
Power consumption AC / DC	0.9 VA / 0.4 W

Insulation

Test voltage open contact	1 kV / 1 min
Test voltage contact / coil	4 kV / 1 min
Overvoltage category	III
Pollution degree	3

General data

Storage temperature (no ice)	-40 … 85 °C
Operation temperature	-40 … 70 °C (-40 ... 55 °C for control voltage > 60 V)
Pick-up time / bounce time	7 ms / ≤ 8 ms
Release time / bounce time	15 ms / ≤ 4 ms
Conductor cross section cage clamp	0.75 … 2.5 mm^2
Ingress Protection	IP 20
Mounting	TH35 (EN 60715)
Weight	30 g
Housing material	PA

Product references

Description	Type	220-240
Cage clamp terminal	CRINT-C122R/UC...V	✓

«…» List control voltage to complete product references

Accessories

Potential bridge bar	CRINT-BR20-BU (BAG 5 PCS), CRINT-BR20-RD (BAG 5 PCS), CRINT-BR20-BK (BAG 5 PCS)
Label plate	CRINT-LAB (BAG 4X16 PCS)

Replacement relays

Description	Type	60
DC	CRINT-R12/DC…V	✓

«…» List control voltage to complete product references
60 V relay used for all sockets with a minimum nominal voltage higher or equal 60 V



fig. 1. Wiring diagram

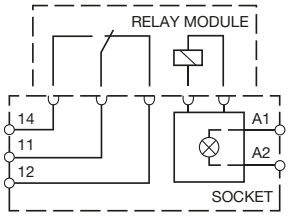

fig. 2. AC voltage endurance

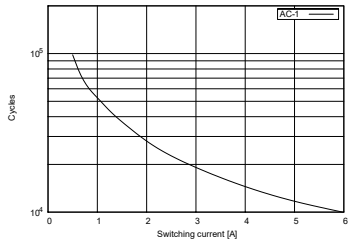

fig. 3. DC load limit curve

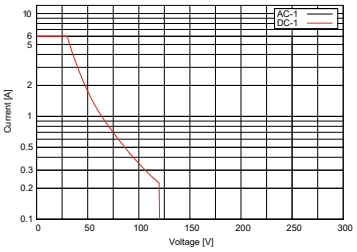

fig. 4. Dimensions (mm)

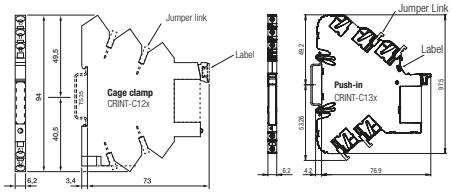

Technical approvals, conformities

Standards IEC/EN 61810-1

Railway EN 45545-2; EN 50155

Approvals