

CRINT-C132R/UC24V

1 pole | Changeover contact



Main circuit

Available contact materials	AgSnO ₂ + Au
Recommended minimum contact load	10 mA / 5 V
Maximum contact load AC	6 A / 250 V AC-1
Maximum contact load DC	6 A / 30 V DC-1
Inrush current	15 A, 2.5 ms
Rated load AC	1 500 VA
Rated load DC	fig. 3.
Rated current	6 A
Mechanical endurance (cycles)	≥ 1 000 000
Electrical endurance at rated load AC-1 (cycles)	≥ 10 000

Control circuit

Nominal voltage	see table product references
Operating voltage range	0.8 U _N ... 1.25 U _N
Pick-up voltage	≤ 0.8 U _N
Release voltage	≥ 0.1 U _N
Power consumption AC / DC	0.9 VA / 0.4 W

Insulation

Test voltage open contact	1 kV / 1 min
Test voltage contact / coil	4 kV / 1 min
Overvoltage category	III
Pollution degree	3

General data

Storage temperature (no ice)	-40 ... 85 °C
Operation temperature	-40 ... 70 °C (-40 ... 55 °C for control voltage > 60 V)
Pick-up time / bounce time	7 ms / ≤ 8 ms
Release time / bounce time	15 ms / ≤ 4 ms
Conductor cross section cage clamp	0.75 ... 2.5 mm ²
Conductor cross section control / main circuit	Push-in terminal
- Single wire	0.34 mm ² / AWG 22 ... 2.5 mm ² / AWG 14
- Multi wire (un-crimped)	0.34 mm ² / AWG 22 ... 2.5 mm ² / AWG 14
- Multi wire (crimped)	0.34 mm ² / AWG 22 ... 1.5 mm ² / AWG 16
Ingress Protection	IP 20
Mounting	TH35 (EN 60715)
Weight	30 g
Housing material	PA

Product references

Description	Type	24
Push-in	CRINT-C132R/UC...V	✓

«...» List control voltage to complete product references

Accessories

Potential bridge bar	CRINT-BR20-BU (BAG 5 PCS), CRINT-BR20-RD (BAG 5 PCS), CRINT-BR20-BK (BAG 5 PCS)
Label plate	CRINT-LAB (BAG 4X16 PCS)
Marking strip	BS11-PI (50m tape)

Replacement relays

Description	Type	24
DC	CRINT-R12/DC...V	✓

«...» List control voltage to complete product references




fig. 1. Wiring diagram

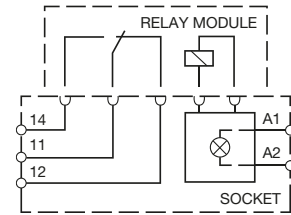


fig. 2. AC voltage endurance

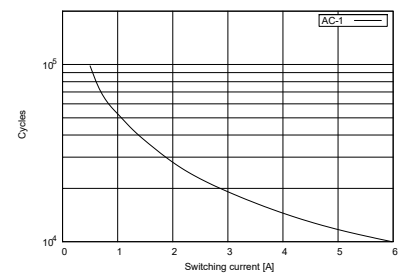


fig. 3. DC load limit curve

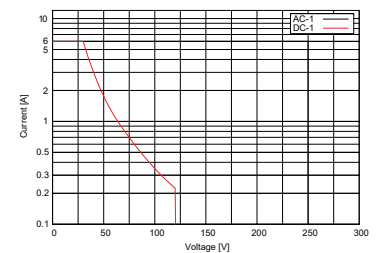
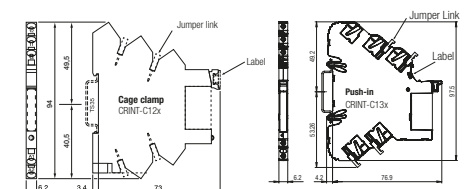


fig. 4. Dimensions (mm)



Technical approvals, conformities

Standards EN 60664-1; IEC/EN 61810-1

Railway EN 45545-2; EN 50155

Approvals