

# CRINT-C132/UC220-240V

1 pole | Changeover contact



## Main circuit

|                                                  |                         |
|--------------------------------------------------|-------------------------|
| Available contact materials                      | AgSnO <sub>2</sub> + Au |
| Recommended minimum contact load                 | 10 mA / 5 V             |
| Maximum contact load AC                          | 6A / 250 V AC-1         |
| Maximum contact load DC                          | 6A / 30 V DC-1          |
| Inrush current                                   | 15 A, 2.5 ms            |
| Rated load AC                                    | 1 500 VA                |
| Rated load DC                                    | fig. 3.                 |
| Rated current                                    | 6 A                     |
| Mechanical endurance (cycles)                    | ≥ 1 000 000             |
| Electrical endurance at rated load AC-1 (cycles) | ≥ 10 000                |

## Control circuit

|                           |                                            |
|---------------------------|--------------------------------------------|
| Nominal voltage           | see table product references               |
| Operating voltage range   | 0.8 U <sub>N</sub> ... 1.25 U <sub>N</sub> |
| Pick-up voltage           | ≤ 0.8 U <sub>N</sub>                       |
| Release voltage           | ≥ 0.1 U <sub>N</sub>                       |
| Power consumption AC / DC | 0.9 VA / 0.4 W                             |

## Insulation

|                             |              |
|-----------------------------|--------------|
| Test voltage open contact   | 1 kV / 1 min |
| Test voltage contact / coil | 4 kV / 1 min |
| Overvoltage category        | III          |
| Pollution degree            | 3            |

## General data

|                                                |                                                                |
|------------------------------------------------|----------------------------------------------------------------|
| Storage temperature (no ice)                   | -40 ... 85 °C                                                  |
| Operation temperature                          | -40 ... 70 °C (-40 ... 55 °C for control voltage > 60 V)       |
| Pick-up time / bounce time                     | 7 ms / ≤ 8 ms                                                  |
| Release time / bounce time                     | 15 ms / ≤ 4 ms                                                 |
| Conductor cross section screw terminal         | 0.34 ... 2.5 mm <sup>2</sup>                                   |
| Conductor cross section cage clamp             | 0.75 ... 2.5 mm <sup>2</sup>                                   |
| Conductor cross section control / main circuit | Push-in terminal                                               |
| - Single wire                                  | 0.34 mm <sup>2</sup> / AWG 22 ... 2.5 mm <sup>2</sup> / AWG 14 |
| - Multi wire (un-crimped)                      | 0.34 mm <sup>2</sup> / AWG 22 ... 2.5 mm <sup>2</sup> / AWG 14 |
| - Multi wire (crimped)                         | 0.34 mm <sup>2</sup> / AWG 22 ... 1.5 mm <sup>2</sup> / AWG 16 |
| Ingress Protection                             | IP 20                                                          |
| Mounting                                       | TH35 (EN 60715)                                                |
| Weight                                         | 30 g                                                           |
| Housing material                               | PA                                                             |

## Product references

| Description | Type              | 220-240 |
|-------------|-------------------|---------|
| Push-in     | CRINT-C132/UC...V | ✓       |

«...» List control voltage to complete product references

## Accessories

|                      |                                                                                    |
|----------------------|------------------------------------------------------------------------------------|
| Potential bridge bar | CRINT-BR20-BU (BAG 5 PCS), CRINT-BR20-RD (BAG 5 PCS),<br>CRINT-BR20-BK (BAG 5 PCS) |
| Label plate          | CRINT-LAB (BAG 4X16 PCS)                                                           |
| Marking strip        | BS11-PI (50m tape)                                                                 |

## Replacement relays

| Description | Type             | 60 |
|-------------|------------------|----|
| DC          | CRINT-R12/DC...V | ✓  |

«...» List control voltage to complete product references  
60 V relay used for all sockets with a minimum nominal voltage higher or equal 60 V




fig. 1. Wiring diagram

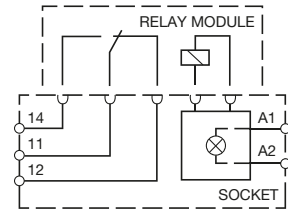


fig. 2. AC voltage endurance

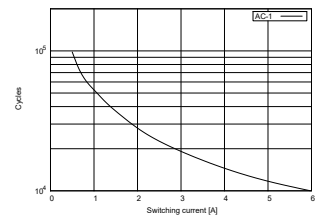


fig. 3. DC load limit curve

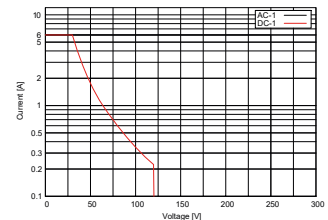
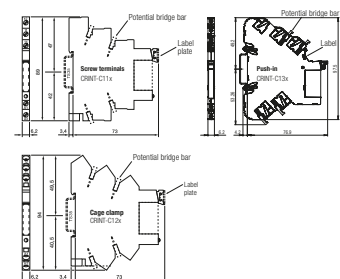


fig. 4. Dimensions (mm)



## Technical approvals, conformities

Standards EN 60664-1; IEC/EN 61810-1

