

CIM3/UC24-240V

Multifunction | 24 ... 240 V AC / DC | 1 CO



Time data

Timing functions	fig. 1 2: F, Q, G 3: I, P, H
Timing range	50 ms ... 0.6 s / 0.5 s ... 6 s / 5 s ... 60 s / 0.5 min ... 6 min / 5 min ... 60 min / 0.5 h ... 6 h / 5 h ... 60 h
Timing scale	0.6 s / 6 s / 60 s / 6 min / 60 min / 6 h / 60 h

Main circuit

Number of contacts	1 CO
Available contact materials	AgNi
Rated voltage	250 V AC
Switching at zero crossing	yes ($t_d > 0.6$ s)
Rated current	16 A
Minimum load	10 mA, 10 V
Inrush current	30 A, 10 ms
Rated load DC	fig. 3
Rated load AC-1	4,000 VA
Mechanical endurance (cycles)	30 000 000
Electrical endurance at rated load AC-1 (cycles)	fig. 2

Control circuit

Nominal voltage	24 ... 240 V AC / DC
Operating voltage range	16.8 ... 250 V AC / DC
Power consumption AC / DC	1.2 VA / 430 mW
Current consumption on supply A1-A2 AC / DC	< 23 mA / < 23 mA
Current consumption on input control B1 AC / DC	< 22 mA / < 22 mA
Threshold voltage on input control B1 AC / DC	13 V / 15 V
Frequency range	0; 16 ... 63 Hz

Insulation

Rated test voltage control / main circuit	2.5 kV rms / 1 min
Pollution degree	2
Overvoltage category	III

General data

Storage temperature (no ice)	-40 ... 85 °C
Operation temperature	-40 ... 60 °C
Conductor cross section control / main circuit	2.5 mm ² , 2 x 1.5 mm ²
Nominal screw torque control / main circuit	0.5 Nm
Dimensions	fig. 4
Weight	70 g
Ingress Protection	IP 20
Housing material	PC

Product references

Description	Type	24-240
AC / DC Supply	CIM3/UC...V	✓

Other voltages on request. Please contact support@comatreleco.com.
«...» List control circuit voltage to complete product references.




fig. 1. Wiring diagram

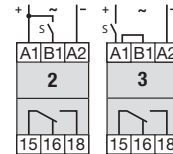


fig. 2. AC voltage endurance

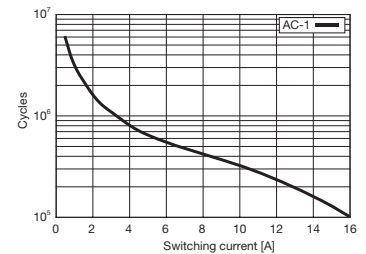


fig. 3. DC load limit curve

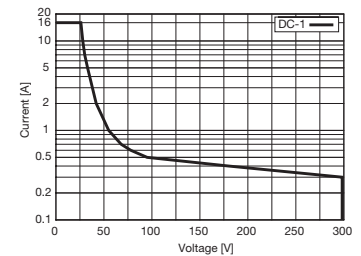
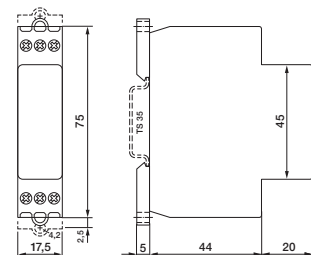


fig. 4. Dimensions (mm)



Technical approvals, conformities

Standards IEC/EN 61812-1

Approvals