# C7-H23DX/DC24V

## 2 pole | Changeover power and twin contact | Faston

### Main circuit

| | |
|---|---|
| Available contact materials | AgNi = Power contact |
| | AgNi + 5 µ Au = Twin contact |
| Recommended minimum contact load | 10 mA / 10 V on power contact<br>5 mA / 5 V on twin contact |
| Maximum contact load AC | 10 A / 250 V AC-1 |
| Maximum contact load DC | 10 A / 30 V DC-1 |
| Inrush current | 30 A, 20 ms |
| Rated load AC | 2 500 VA |
| Rated load DC | fig. 3. |
| Rated current | 10 A |
| Mechanical endurance (cycles) | ≥ 10 000 000 |
| Electrical endurance at rated load AC-1 / DC-1 (cycles) | ≥ 300 000 / ≥ 100 000 |

### Control circuit

| | |
|---|---|
| Nominal voltage | see table product references |
| Operating voltage range | 0.8 $U_N$ … 1.1 $U_N$ |
| Pick-up voltage | ≤ 0.8 $U_N$ |
| Release voltage | ≥ 0.1 $U_N$ |
| Power consumption AC / DC | 1.2 VA / 1 W |

### Coil table

| $U_{DC}$(V) | R(Ω) | I(mA) |
|---|---|---|
| 24 | 632 | 38 |

### Insulation

| | |
|---|---|
| Test voltage open contact | 1 kV / 1 min |
| Test voltage contact / contact | 2.5 kV / 1 min |
| Test voltage contact / coil | 2.5 kV / 1 min |
| Overvoltage category | III |
| Insulation resistance at 500 V | ≥ 1 GΩ |
| Pollution degree | 3 |

### General data

| | |
|---|---|
| Storage temperature (no ice) | -40 … 80 °C |
| Operation temperature | -40 … 60 °C |
| Pick-up time / bounce time | 16 ms / ≤ 3 ms |
| Release time / bounce time | 8 ms / ≤ 1 ms |
| Maximum switching frequency at rated load | 1 200 / h |
| Weight | 43 g |
| Housing material | PA / PC |

### Product references

| Description | Type | 24 |
|---|---|---|
| LED | C7-H23DX/DC...V | ✓ |

AC relays also available as 60 Hz. Other voltages on request. Please contact support@comatreleco.com.
«…» List coil voltage to complete product references.

### Accessories

| | |
|---|---|
| Socket | S7-C, S7-IO, S7-P, S7-PI |
| Blanking plug | S9-NP (BAG 10 PCS) |
| Test Button w/o locking | S9-OP (BAG 10 PCS) |





**fig. 1. Wiring diagram**

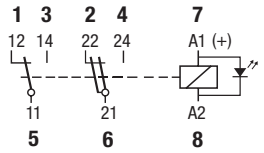


**fig. 2. AC voltage endurance**

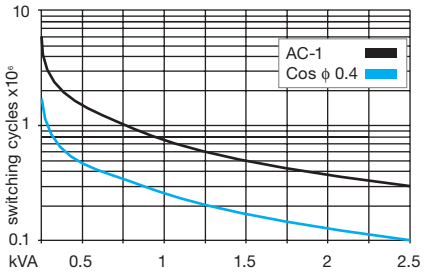


**fig. 3. DC load limit curve**

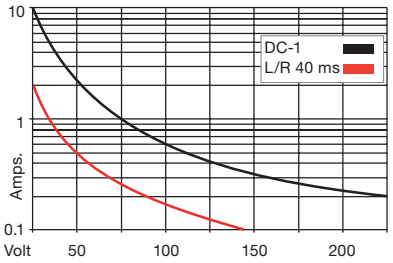


**fig. 4. Dimensions (mm)**

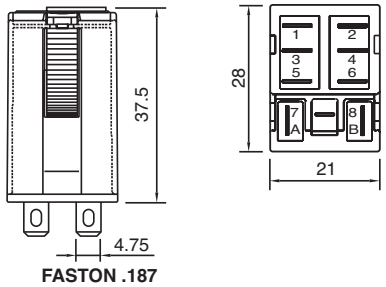


### Technical approvals, conformities

Standards IEC/EN 60947; IEC/EN 61810

Approvals