

RIC-AUX20

Auxiliary module for RIC / RAC installation contactors | 2 pole | 6 A



Main circuit

Available contact materials	AgNi
Rated voltage	230 V / 400 V
Rated current AC-1	6 A / 4 A
Recommended minimum contact load	5 mA, 12 V

Insulation

Rated impulse withstand voltage	4 kV
Pollution degree	3
Overvoltage category	III
Clearance of open contact	3.6 mm

Wiring

Contact type auxiliary circuit	Screw connection, M3
Conductor cross section auxiliary circuit	2.5 mm ²
Stripping Length auxiliary circuit	7 mm
Nominal screw torque auxiliary circuit	0.8 Nm
Screwdrive auxiliary circuit	PZ1
Max. wire auxiliary circuit	2
Dual sleeve auxiliary circuit	1

Housing and environmental conditions

Storage temperature (no ice)	-30 ... 80 °C
Operation temperature	-25 ... 55 °C
Relative humidity, no condensation	95 %
Ingress Protection	IP 20
Weight	30 g
Color	grey
Housing material	PA 6
Operation Altitude	Max. 2 000 m
Dimensions	see fig. 2
Suitable for installation contactor type	RIC16 (4 pole), RIC25 (4 pole), RIC32 (4 pole), RIC40, RIC63, RAC25, RAC40, RAC63

Product references

Description	Type
2 NO	RIC-AUX20




fig. 1. Wiring diagram

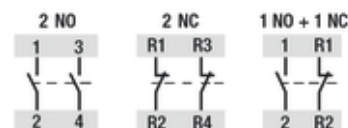
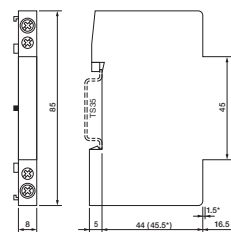


fig. 2. Dimensions (mm)



Technical approvals, conformities

Standards IEC/EN 60947

Railway EN 50155; EN 45545-2

Approvals