

# C5-A20/AC220V 60HZ

2 pole | changeover contact | Faston



## Main circuit

|                                                  |                   |
|--------------------------------------------------|-------------------|
| Available contact materials                      | AgNi              |
| Recommended minimum contact load                 | 10 mA / 10 V      |
| Maximum contact load AC                          | 16 A / 400 V AC-1 |
| Maximum contact load DC                          | 16 A / 30 V DC-1  |
| Inrush current                                   | 40 A, 20 ms       |
| Rated load AC                                    | 4000 VA           |
| Rated load DC                                    | fig. 3.           |
| Rated current                                    | 16 A              |
| Mechanical endurance (cycles)                    | ≥ 20 000 000      |
| Electrical endurance at rated load AC-1 (cycles) | ≥ 300 000         |

## Control circuit

|                           |                                          |
|---------------------------|------------------------------------------|
| Nominal voltage           | see table product references             |
| Operating voltage range   | 0.8 U <sub>N</sub> .. 1.1 U <sub>N</sub> |
| Pick-up voltage           | ≤ 0.8 U <sub>N</sub>                     |
| Release voltage           | ≥ 0.1 U <sub>N</sub>                     |
| Power consumption AC / DC | 2.4 VA / 1.4 W                           |

## Insulation

|                                |              |
|--------------------------------|--------------|
| Test voltage open contact      | 1 kV / 1 min |
| Test voltage contact / contact | 4 kV / 1 min |
| Test voltage contact / coil    | 4 kV / 1 min |
| Overvoltage category           | III          |
| Insulation resistance at 500 V | ≥ 3 GΩ       |
| Pollution degree               | 3            |

## General data

|                                           |                |
|-------------------------------------------|----------------|
| Storage temperature (no ice)              | -40 ... 80 °C  |
| Operation temperature                     | -40 ... 60 °C  |
| Pick-up time / bounce time                | 20 ms / ≤ 3 ms |
| Release time / bounce time                | 10 ms / ≤ 1 ms |
| Maximum switching frequency at rated load | 1 200 / h      |
| Weight                                    | 90 g           |
| Housing material                          | PA / PC        |

## Accessories

|                                  |                    |
|----------------------------------|--------------------|
| Socket                           | S5-M, S5-P         |
| Blanking plug                    | S0-NP (BAG 10 PCS) |
| Wall mounting adapter for C4, C5 | S5-R (BAG 5 PCS)   |
| Test button without locking      | S5-HP (BAG 10 PCS) |




fig. 1. Wiring diagram

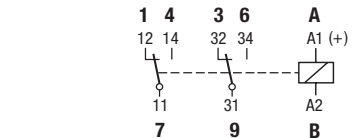


fig. 2. AC voltage endurance

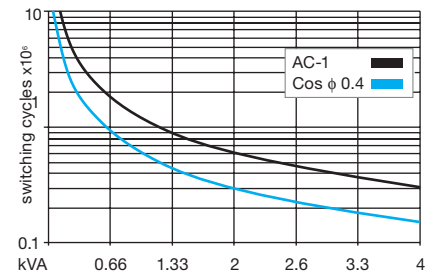


fig. 3. DC load limit curve

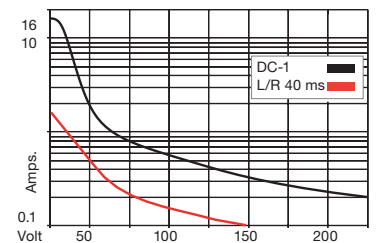
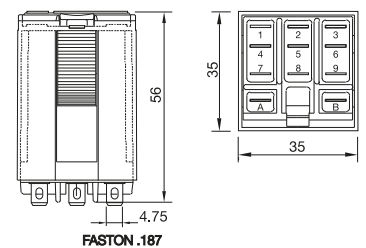


fig. 4. Dimensions (mm)



## Technical approvals, conformities

Standards IEC/EN 60947; IEC/EN 61810

