

RSC16-310/AC24V

3 or 4 pole | 16 A | 7.5 kW



Main circuit

Available contact materials	⚡ AgNi
Rated voltage	690 V AC
Rated current AC-1	25 A
Rated current AC-3	16 A, 400 V
Rated current DC-3	0.75 A, 220 V DC
Recommended minimum contact load	50 mA, 17 V
Overload current	128 A (10 s) / 450 A (0.001 s)
Rated load AC-1 single-phase 230 V	16 kW
Rated load AC-1 three-phase 230 V	7.5 kW
Mechanical endurance (cycles)	10 000 000
Electrical endurance at rated load AC-1 (cycles)	200 000
Electrical endurance at rated load AC-3 (cycles)	see fig. 2
Switching frequency at rated load AC-1 (cycles / h)	≤ 600
Switching frequency at rated load AC-3 (cycles / h)	≤ 600
Switching frequency at rated load DC-3 (cycles / h)	≤ 300

Control circuit

Nominal voltage	see table product references
Operating voltage range	0.85 ... 1.1 U _N
Pick-up voltage	≤ 0.85 U _N
Release voltage	≥ 0.2 U _N AC / ≥ 0.1 U _N DC
Pick-up time	10 ... 25 ms
Release time	5 ... 15 ms
Power consumption AC / DC	8.0 VA / 2.5 W
Frequency range	50 / 60 Hz

Insulation

Rated insulation voltage	690 V
Rated impulse withstand voltage open contact	6 kV / 1 min
Pollution degree	3
Overvoltage category	III
Clearance of open contact	3.6 mm

Wiring

Contact type control / main circuit	Screw connection
Conductor cross section control / main circuit	2.5 mm ² / 6 mm ²
Stripping Length control / main circuit	10 mm / 10 mm
Nominal screw torque control / main circuit	1.4 Nm / 1.4 Nm
Screwdrive control / main circuit	PZ2 / PZ2

Housing and environmental conditions

Storage temperature (no ice)	-30 ... 80 °C
Ambient temperature operation open contact	-25 ... 55 °C
Ambient temperature operation close contact	-25 ... 45 °C
Relative humidity, no condensation	95 %
Ingress Protection	IP 20
Weight	300 g
Housing material	PA 66
Operation Altitude	Max. 2 000 m
Mounting	DIN rail
Dimensions	see fig. 3

Product references

Description	Type	24
3 NO + 1 NO	RSC16-310/AC...V	✓
Other voltages on request. Please contact support@comatreleco.com.		
«...» List control circuit voltage to complete product references.		

Accessories

Auxiliary contact	RSC-AUX02, RSC-AUX11, RSC-AUX04, RSC-AUX20, RSC-AUX22, RSC-AUX40
RC - Suppressor	RSC-RC1, RSC-RC2
Bimetallic thermal relay	RSC-MP-0.16, RSC-MP-0.25, RSC-MP-0.4, RSC-MP-0.5, RSC-MP-0.63, RSC-MP-0.8, RSC-MP-1.0, RSC-MP-1.3, RSC-MP-1.6, RSC-MP-10.0, RSC-MP-2.0, RSC-MP-2.5, RSC-MP-3.2, RSC-MP-4.0, RSC-MP-4.8, RSC-MP-6.3, RSC-MP-7.5
MBL - Mechanical interlock	RSC-MBL1, RSC-MBL2
DI - Suppressor	RMC-DI



fig. 1. Wiring diagram

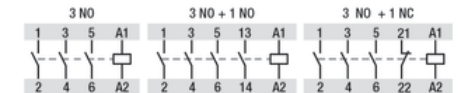


fig. 2. Electrical endurance

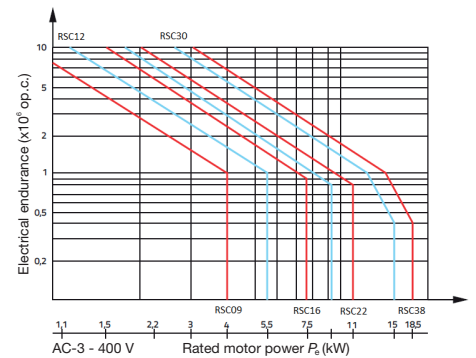
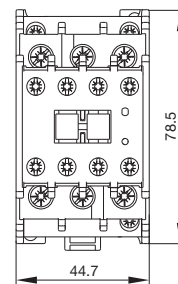
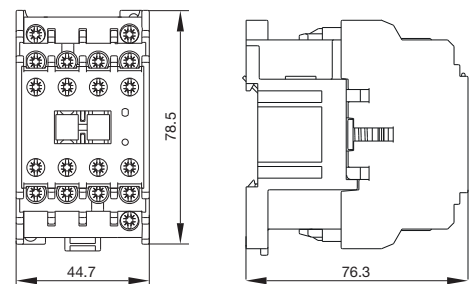


fig. 3. Dimensions (mm)

3 pole



4 pole



Technical approvals, conformities

Standards IEC/EN 60947

Approvals