


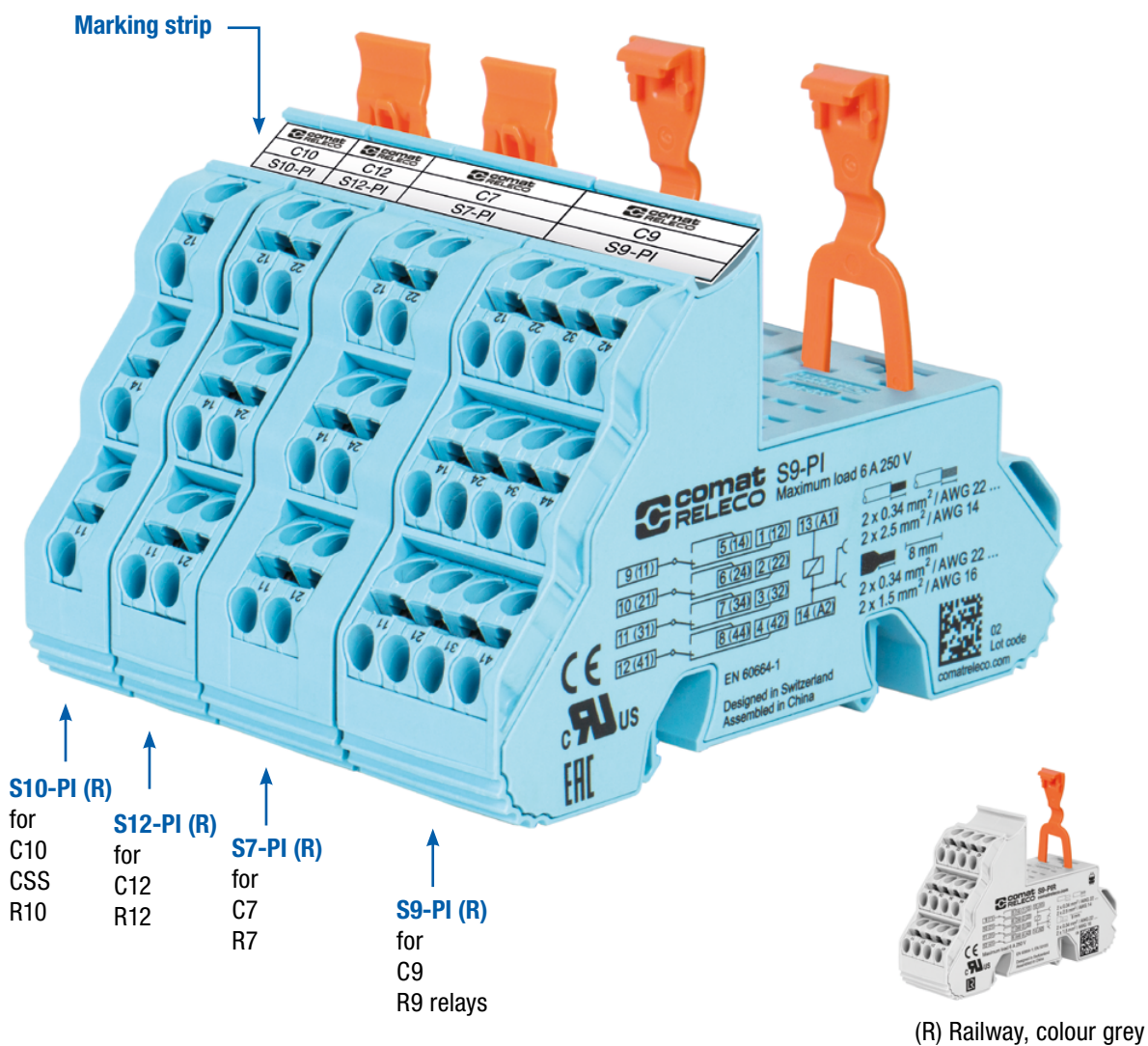
# Push-in relay socket family



## ComatReleco Push-in socket family

- 25% space saving compared to other brands
- For single wire and stranded wire (un-crimped / crimped)
- Wire cross section range 0.34 mm<sup>2</sup> / AWG 22 to 2.5 mm<sup>2</sup> / AWG 14
- 2 wires per pole
- snap-in mechanism for 11 mm marking strip
- socket mounting and dismounting without tool


# ComatReleco Push-in socket family




## SAVE TIME



1-click mounting without tool




simultaneous release of wires  
with OT-PI kit



Snap-in mechanism for 11 mm marking strip

## 2 WIRES PER POLE




Two independent clamping points up to 2 x 2,5 mm<sup>2</sup> / AWG 14

## OPERATING TOOL OT-PI kit



The operating tool OT-PI kit is ideal for handling Push-in sockets

## WIDE RANGE OF WIRE GAUGES SUPPORTED



Single (solid) wire  
2 x 0,34 mm<sup>2</sup> / AWG 22 ... 2 x 2,5 mm<sup>2</sup> / AWG 14




Stranded wire  
with wire ferrules/crimp sleeve  
2 x 0,34 mm<sup>2</sup> / AWG 22 ... 2 x 1,5 mm<sup>2</sup> / AWG 16




Stranded wire  
without crimp sleeve  
2 x 0,34 mm<sup>2</sup> / AWG 22 ... 2 x 2,5 mm<sup>2</sup> / AWG 14

## UNIQUE BRIDGE BARS

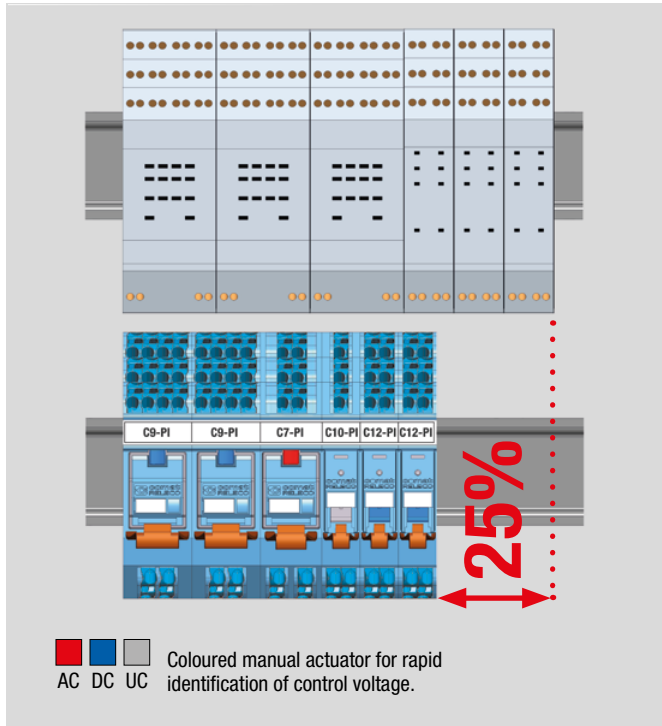


The same A2 bridge bar for all push-in socket control circuit ports



Uniform 2- and 4-pole potential bridge bars for the main circuit

## SAVE SPACE



25% less space compared to other brands

### Push-in sockets

S7-PI	S9-PI	S10-PI	S12-PI
S7-PIR	S9-PIR	S10-PIR	S12-PIR (Railway)

### Accessories

Retaining clip, plastic	S7-CPI (BAG 10 PCS) for C7, R7 and C9, R9 type relays S10-CPI (Bag 10 PCS) for S10, R10, CSS, R10-Z, S12 and R12 type relays
A2 bridge bar	Sxx-BBPI (BAG 20 PCS)
Potential bridge bars	Sxx-BBPI-2 (BAG 20 PCS) Sxx-BBPI-4 (BAG 20 PCS)
Tool kit	OT-PI kit
Marking strip	BS11-PI (50m tape) Wago Smart Printer compatible


### Approvals

Sx-PI Standards EN 60664-1;  
 Sx-PIR Railway standards EN 50155;  
 EN 45545-2; EN 60664-1

Detailed product information including 3D models for system planning and configuration is available here



## WIRING TEST



access for test probe

