R12-A21FX/DC72V

2 pole | Changeover contact | Faston

Main circuit

Available contact materials	AgNi + 0.2 µ Au
Recommended minimum contact load	10 mA / 10 V
Maximum contact load AC	5 A / 250 V AC-1
Maximum contact load DC	5 A / 30 V DC-1
Inrush current	15 A, 20 ms
Rated load AC	1 200 VA
Rated load DC	fig. 3.
Rated current	5 A
Mechanical endurance (cycles)	≥ 10 000 000
Electrical endurance at rated load AC-1 (cycles)	≥ 100 000

Control circuit

Nominal voltage	see table product references
Operating voltage range	0.7 U_N … 1.25 U_N
Pick-up voltage	≤ 0.7 U_N
Release voltage	≥ 0.1 U_N
Power consumption DC	0.7 W

Coil table

U_{DC}(V)	R(Ω)	I(mA)
72	8 467	9

Insulation

Test voltage open contact	1 kV / 1 min
Test voltage contact / contact	3 kV / 1 min
Test voltage contact / coil	5 kV / 1 min
Overvoltage category	III
Insulation resistance at 500 V	≥ 1 GΩ
Pollution degree	3

General data

Storage temperature (no ice)	-40 … 80 °C
Operation temperature	-40 … 70 °C
Pick-up time / bounce time	10 ms / ≤ 1 ms
Release time / bounce time	5 ms / ≤ 3 ms
Maximum switching frequency at rated load	1 200 / h
Dimensions	fig. 4.
Weight	21 g
Housing material	PA / PC

Product references

Description	Type	72
LED & Pol. & Free wheeling diode	R12-A21FX/DC...V	✓

Other voltages on request. Please contact support@comatreleco.com.
«…» List coil voltage to complete product references

Accessories

Socket	S12-GR, S12-PIR



fig. 1. Wiring diagram

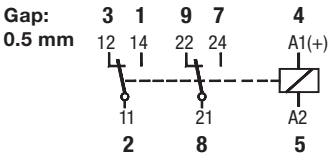

fig. 2. AC voltage endurance

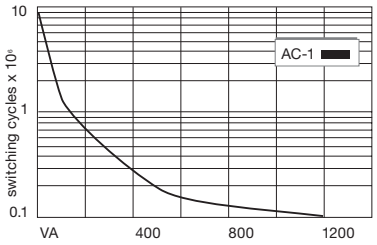

fig. 3. DC load limit curve

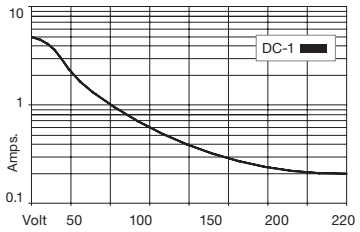

fig. 4. Dimensions (mm)

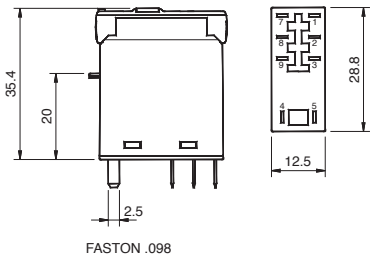

Technical approvals, conformities

Standards	IEC/EN 61810; IEC/EN 60947
Railway	EN 50155; EN 45545-2
Approvals	