

CINT-63/AC230V

2 pole | changeover contact



Main circuit

Available contact materials	⚡ AgNi
Recommended minimum contact load	10 mA / 24 V
Maximum contact load AC	8 A / 250 V AC-1
Maximum contact load DC	8 A / 30 V DC-1
Inrush current	15 A, 20 ms
Rated load AC	2 000 VA
Rated load DC	fig. 3.
Rated current	8 A
Mechanical endurance (cycles)	≥ 10 000 000
Electrical endurance at rated load AC-1 (cycles)	≥ 80 000

Control circuit

Nominal voltage	see table product references
Operating voltage range	$0.7 U_N \dots 1.25 U_N$
Pick-up voltage	$\leq 0.7 U_N$
Release voltage	$\geq 0.1 U_N$
Power consumption AC / DC	0.75 VA / 0.5 W

Insulation

Test voltage open contact	1 kV / 1 min
Test voltage contact / coil	4 kV / 1 min
Overvoltage category	III
Pollution degree	3

General data

Storage temperature (no ice)	-40 ... 85 °C
Operation temperature	-20 ... 55 °C
Pick-up time / bounce time	5 ms / ≤ 8 ms
Release time / bounce time	10 ms / ≤ 6 ms
Conductor cross section screw terminal	2.5 mm ²
Conductor cross section cage clamp	0.5 ... 2.5 mm ²
Ingress Protection	IP 20
Mounting	TH35 (EN 60715)
Weight	63 g
Housing material	PA

Product references

Description	Type	230
Cage clamp terminal	CINT-63/AC...V	✓

«...» List coil voltage to complete product references

Accessories

Potential bridge bar	CINT-BR8/5
Label plate	CINT5-BEZ/18

Replacement relays

Description	Type	24	110
DC	CINT-R23/DC...V	✓	✓

«...» List coil voltage to complete product references
24 V relay used for 24 V sockets, 110 V relay used for 230 V sockets.




fig. 1. Wiring diagram

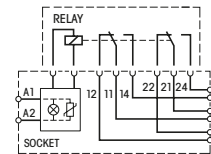


fig. 2. AC voltage endurance

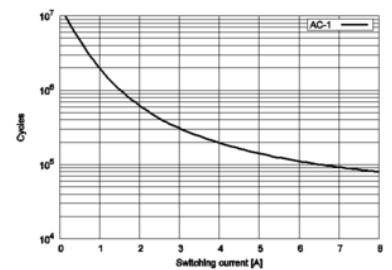


fig. 3. DC load limit curve

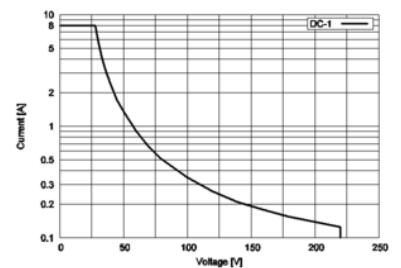
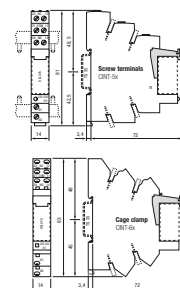


fig. 4. Dimensions (mm)



Technical approvals, conformities

Standards IEC/EN 61810-1

Approvals