

CIM12/UC24-240V

Multifunction | 24 ... 240 V AC / DC | 1 TRIAC



Time data

Timing functions	fig. 1 1: E 2: A, K, N, B1, S, LS 3: B, W
Timing range	50 ms ... 0.6 s / 0.5 s ... 6 s / 5 s ... 60 s / 0.5 min ... 6 min / 5 min ... 60 min / 0.5 h ... 6 h / 5 h ... 60 h
Timing scale	0.6 s / 6 s / 60 s / 6 min / 60 min / 6 h / 60 h

Main circuit

Number of outputs	1 NO
Output type	TRIAC
Rated voltage	250 V AC
Switching at zero crossing	yes ($t_d > 0.6$ s)
Rated current	2 A
Minimum load	50 mA, 12 V
Inrush current	100 A, 10 ms
Rated limit load	78 A ² s
Typ. leakage current	1 mA
Rated load AC-1	300 VA
Mechanical endurance (cycles)	∞
Electrical endurance at rated load AC-1 (cycles)	∞

Control circuit

Nominal voltage	24 ... 240 V AC / DC
Operating voltage range	16.8 ... 250 V AC / DC
Power consumption AC / DC	1.2 VA / 430 mW
Current consumption on supply A1-A2 AC / DC	< 23 mA / < 23 mA
Current consumption on input control B1 AC / DC	< 22 mA / < 22 mA
Threshold voltage on input control B1 AC / DC	13 V / 15 V
Frequency range	0; 16 ... 63 Hz

Insulation

Rated test voltage control / main circuit	2.5 kV rms / 1 min
Pollution degree	2
Overvoltage category	III

General data

Storage temperature (no ice)	-40 ... 85 °C
Operation temperature	-40 ... 60 °C
Conductor cross section control / main circuit	2.5 mm ² , 2 x 1.5 mm ²
Nominal screw torque control / main circuit	0.5 Nm
Dimensions	fig. 2
Weight	70 g
Ingress Protection	IP 20
Housing material	PC

Product references

Description	Type	24-240
AC / DC Supply	CIM12/UC...V	✓

Other voltages on request. Please contact support@comatreleco.com.
«...» List control circuit voltage to complete product references.




fig. 1. Wiring diagram

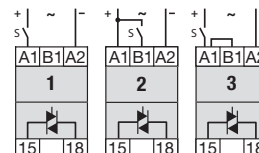
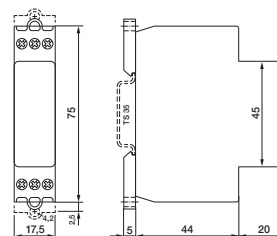


fig. 2. Dimensions (mm)



Technical approvals, conformities

Standards IEC/EN 61812-1

Approvals